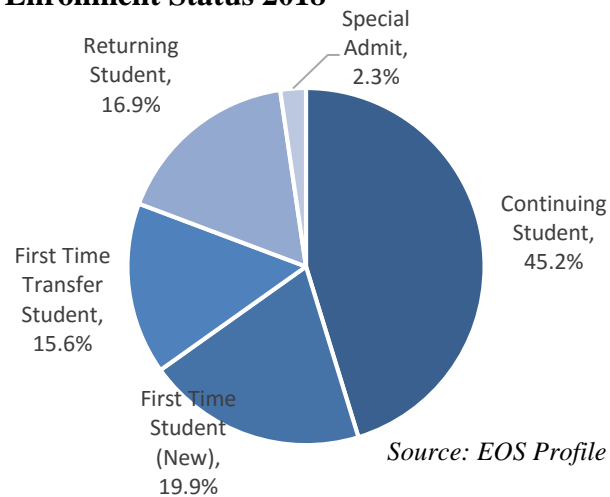


# SCC FACTBOOK REPORT

## SNAPSHOT OF THE 2018-19 SCC STUDENT POPULATION\*

In Fall 2018, the End Of Semester (EOS) enrollment at SCC was 21,881 students, on par with the 21,809 in Fall 2017. More than 45 percent were continuing students. There were also substantial numbers of new first-time students, new transfer students, and students returning to SCC after a gap in enrollment.

### Enrollment Status 2018

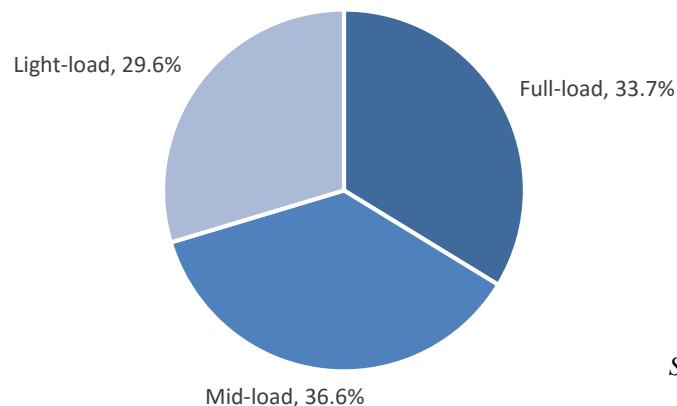


Source: EOS Profile Data. All data in this report include UC Davis students.

SCC students are primarily taking part-time unit loads, with about 34 percent taking 12 or more units in Fall 2018.

### Student Unit Load Fall 2018

(light < 6 units, 6 ≤ mid < 12 units, full ≥ 12 units)

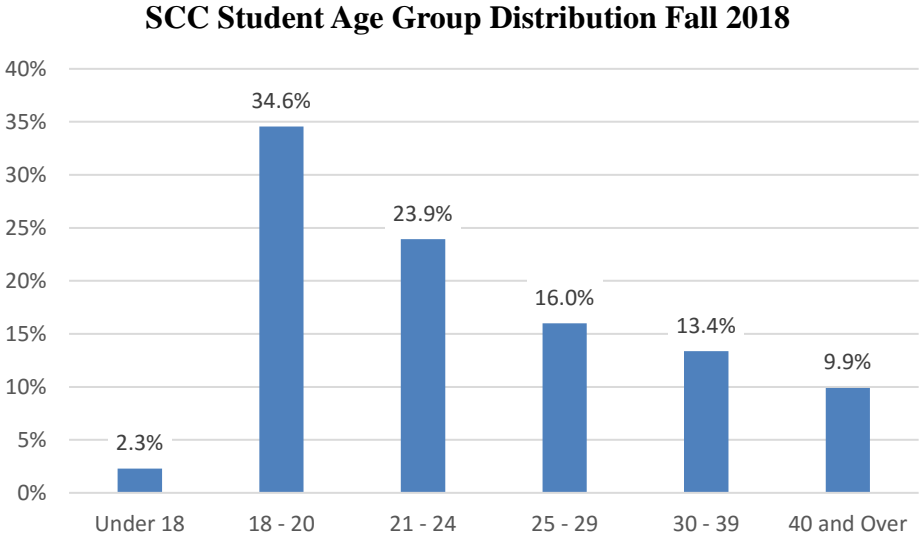


Source: EOS Profile Data

\* Data used in this report includes UC Davis students. For data excluding UC Davis students, please visit our student profile Tableau at

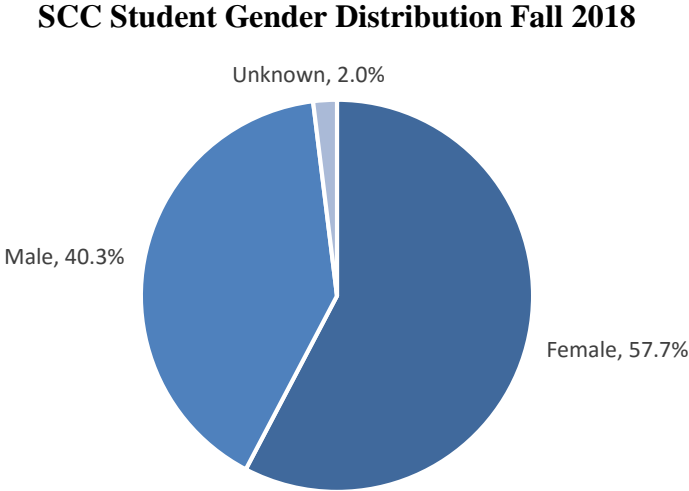
<https://public.tableau.com/profile/sacramento.city.college#!/vizhome/F18Semestertableau/Fall2018StudentProfile>

**SCC students represent a wide range of ages. The majority of SCC students are more than 20 years old. Students in the 18 - 20 age group make up over one-third of the student population.**



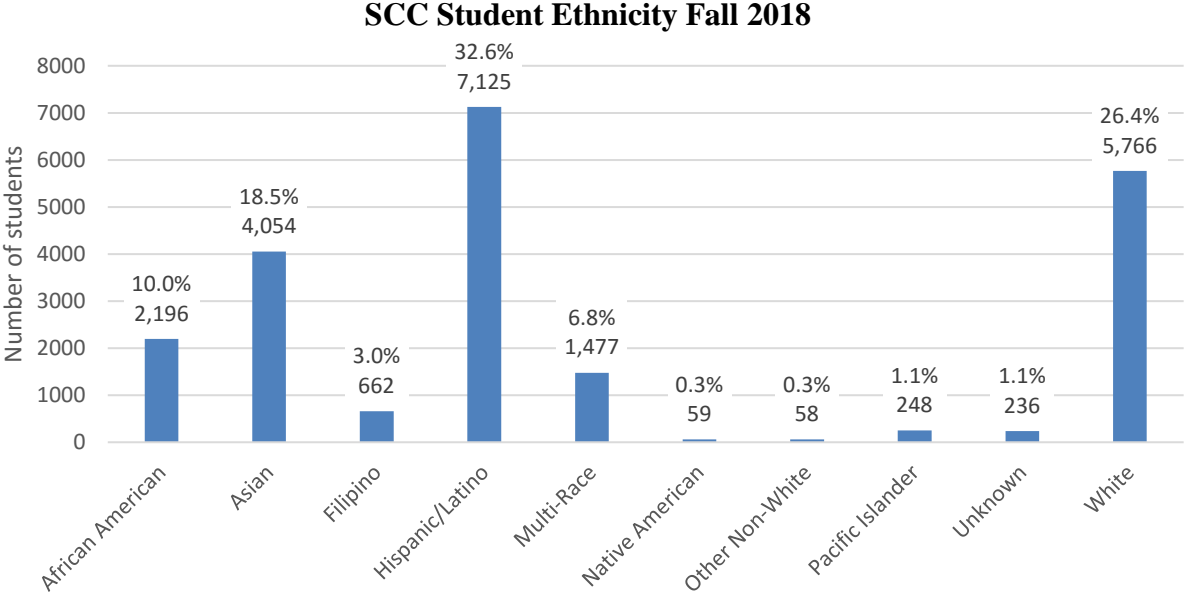
Source: EOS Profile Data

**More women than men attend SCC.**



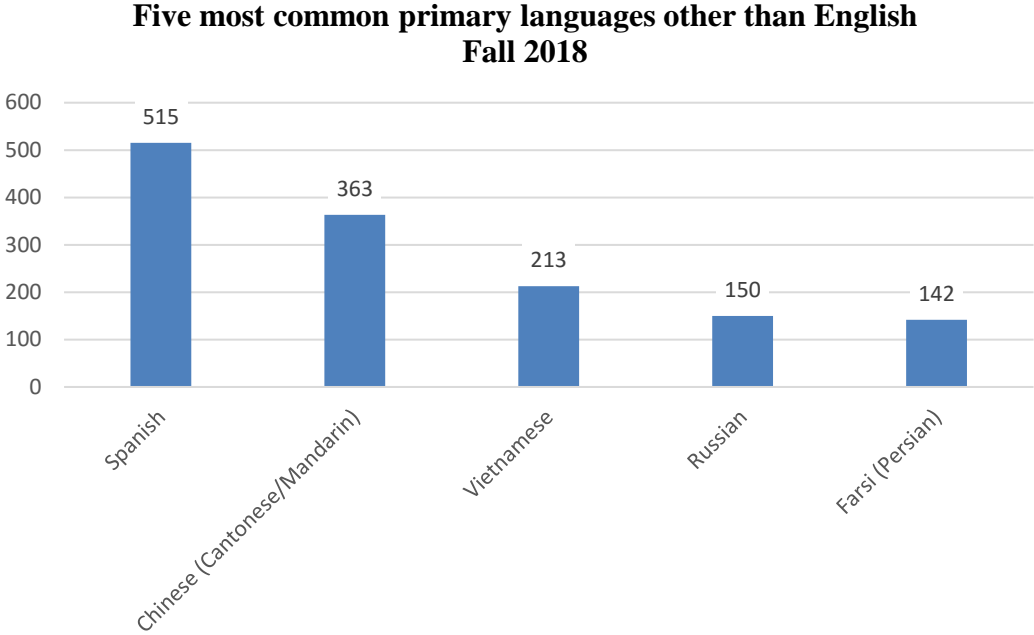
Source: EOS Profile Data

**SCC has an ethnically diverse student population, with Hispanic/Latinos making up about 33 percent of the student body in Fall 2018.**



Source: EOS Profile Data

**Approximately 12 percent of SCC students say they speak a primary language other than English.**



Source: EOS Profile Data

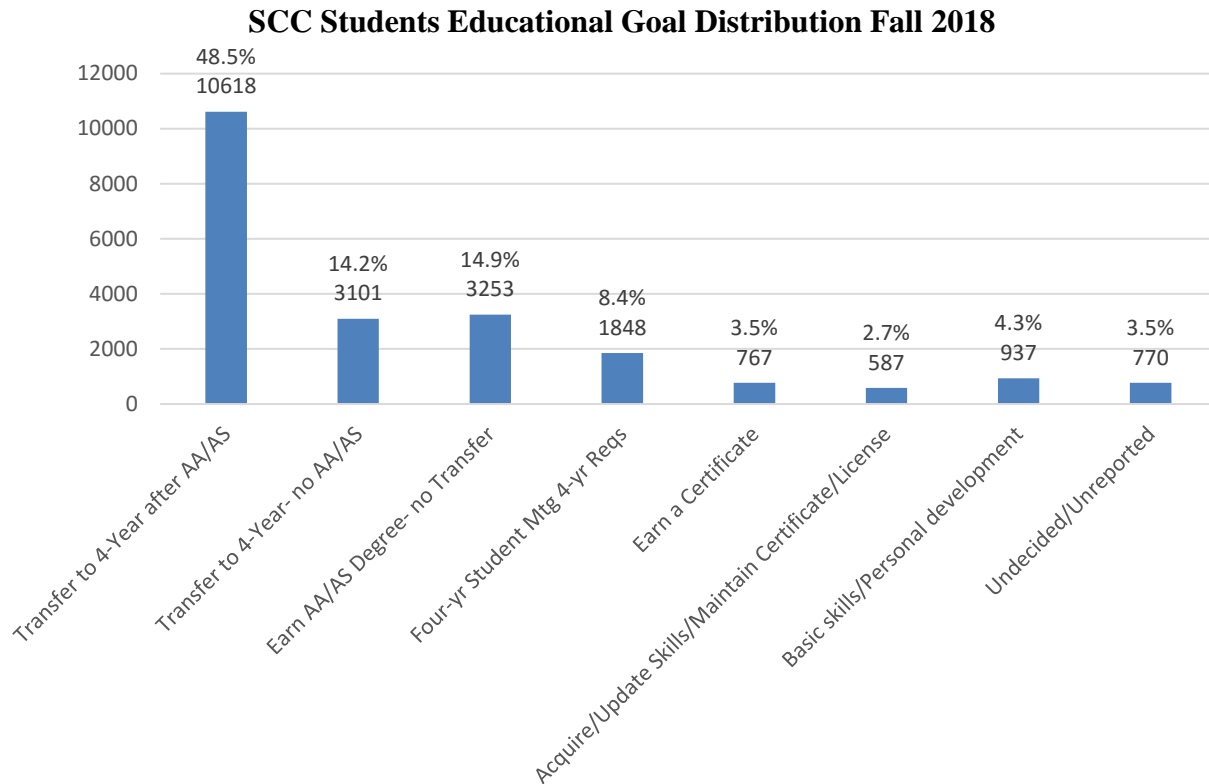
**In Fall 2018, the most commonly listed majors for first-time-in-college students were general education transfer, pre-allied health & nursing, biology, and business (accounting for nearly half of new students).**

Fall 2018	# of Students
General Education, Transfer	681
Pre-Allied Health; Nursing	302
Biology	243
Business	216
Psychology	178
Administration of Justice	116
Engineering	111
Computer Science	72
Total Top Majors among First time in college students	1919
Total First time in college students	2950

Source: EOS Profile Data

Notes: In Fall 2018, there are 128 first-time-in-college students with “Undecided” major.

**SCC students report a wide range of educational goals. About 63 percent of the students indicated a goal to transfer to a four-year school.**



Source: EOS Profile Data

While a high percentage of SCC students come from many areas across the Sacramento region, the top zip codes listed below account for nearly half of students.

SCC student home zip codes Fall 2018			
Top Zip Codes	Location	Fall 2018 # of students	% of Total
95823	Parkway	1235	5.6%
95822	Land Park	1153	5.3%
95691	West Sacramento	1051	4.8%
95820	Oak Park / Fruitridge	947	4.3%
95831	Pocket / Greenhaven	923	4.2%
95616	Davis	813	3.7%
95828	Florin	807	3.7%
95824	Colonial	759	3.5%
95758	Elk Grove	718	3.3%
95624	Elk Grove	657	3.0%
95826	Perkins	626	2.9%
95757	Elk Grove	547	2.5%
<b>Total for the top zips shown above</b>		<b>10,236</b>	<b>46.8%</b>
<b>All others student home zip codes</b>		<b>11,645</b>	<b>53.2%</b>
<b>Total</b>		<b>21,881</b>	

Source: EOS Profile Data

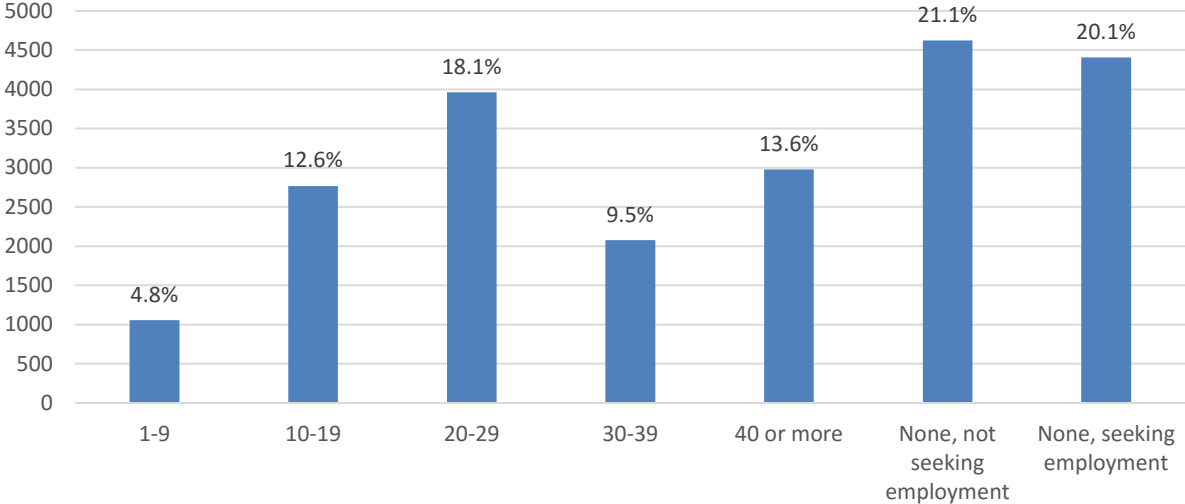
While SCC students who graduated from high school during the spring just before attending college in the fall (“recent high school graduates”) come from many California high schools, over 43 percent of them come from ten local high schools.

SCC Top 10 Feeder High Schools Fall 2018		
High School	Enrollment	Percent of recent HS grads (N = 1,933)
Hiram W. Johnson High & WestCampus	147	7.1%
River City Senior High	139	6.7%
C. K. McClatchy High	134	6.5%
John F. Kennedy High	124	6.0%
Davis Senior High	94	4.5%
Luther Burbank High	81	3.9%
Franklin High School	48	2.3%
Rosemont High School	46	2.2%
Cosumnes Oaks High	43	2.1%
Sheldon High School	42	2.0%
<b>Top 10 Total</b>	<b>898</b>	<b>43.3%</b>

Source: EOS Profile Data

Up to 59 percent of SCC students are employed (up about 2 percent from 2017). About 20 percent of SCC students are unemployed and are seeking work (down about 2 percent from 2017).

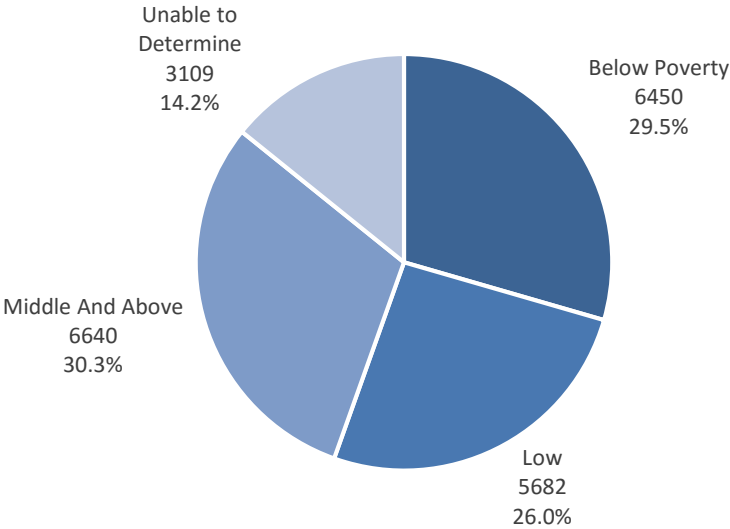
SCC Students Self-Reported Work Status Fall 2018



Source: EOS Profile Data

About 56 percent of SCC students have household incomes that are classified as “low-income” or “below the poverty line”. However, when we use the BOG Fee Waiver definition (not shown), about 62% of SCC students receive some sort of tuition assistance.

SCC Student Self-Reported Household Income Level\* Fall 2018

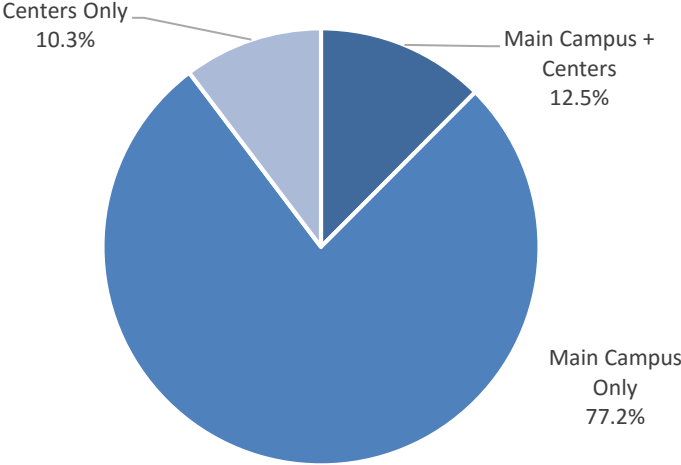


Source: EOS Profile Data

\*Note: This measure uses U.S. Department of Health and Human Services definitions for income levels.

**During Fall 2018, most students attended classes at the Main Campus. Ten percent took classes only at the West Sacramento or Davis Centers.**

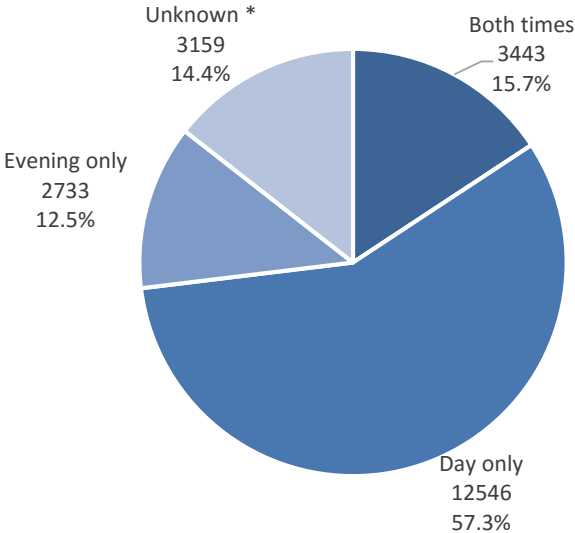
**SCC Students' Class Locations Fall 2018**



*Source: Fall 2018 Transcript Data*

**In Fall 2018, over 57 percent of SCC students took only day classes, about 13 percent took only evening classes, and 16 percent took both day and evening classes. The 14 percent “unknown” are students who take online courses.**

**SCC Day/Evening Enrollment Fall 2018**



*Source: EOS Profile Data*

\* “Unknown” refers to online enrollments.